



# TECHNICAL DATA SHEET

## GMIHBC, GMIHBCF & GMIHBAI

### Customized heating blankets

#### ► DESCRIPTION

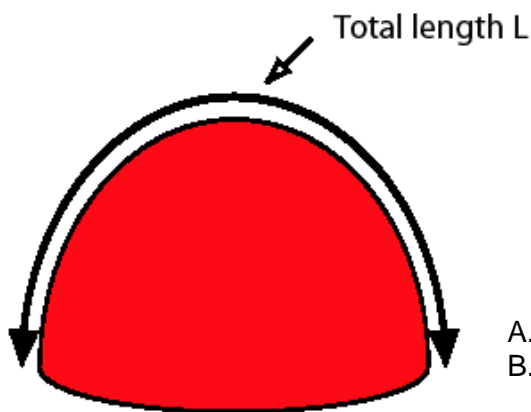
GMI can offer a wide range of moulded blankets shaped to repair of radomes, air inlets and silicone abrasable coating of airplanes Boeing, Airbus, Bombardier CRJ, ATR.



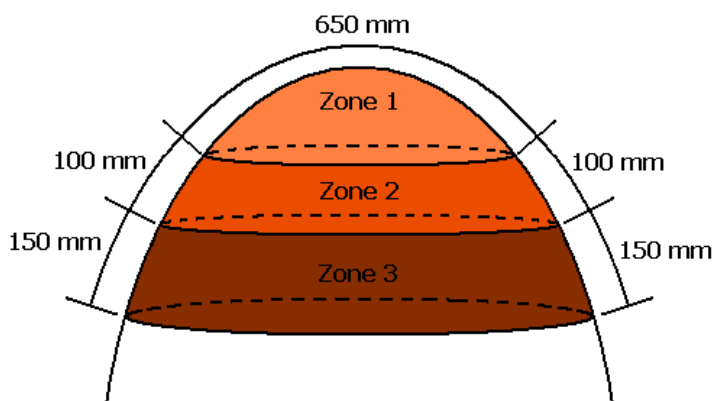
GMI  
AERO

The radome can be designed either with a concentric zoning or a sector zoning; see the pictures below. They can be also designed in one electric zone covering only the tip of a flange area of the radome.

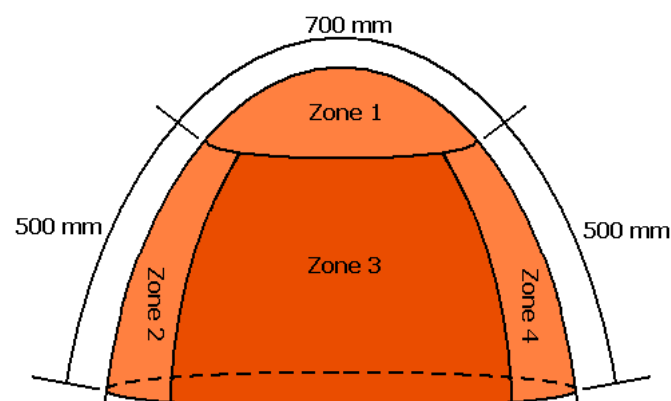
#### ► DEFINITIONS FOR BLANKET IDENTIFICATION



A. Developed length: see the image left for definition of L.  
B. Sector and Concentric zones



Total developed length: 1150 mm (45 inches)  
3 concentric heating zones



Total developed length: 1700 mm (55 inches)  
4 heating zones in sectors

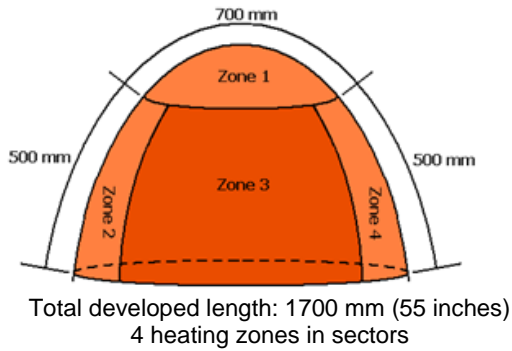


# TECHNICAL DATA SHEET

## GMIHBR, GMIHBCF & GMIHBAI

### Customized heating blankets

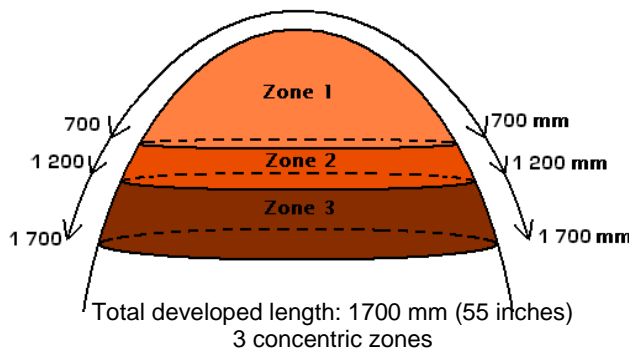
**AIRBUS models in 4 Sectors as sketched below.**



FOR A320 FAMILY NARROW BODY	
Reference for order	Description
GMIHBR320-E4S-170-2	For External skin A320 in 4 Sectors; overall length 170 cm
GMIHBR320-I4S-170-2	For Internal skin A320 in 4 Sectors; overall length 170 cm

FOR A340 FAMILY WIDE BODY	
Reference for order	Description
GMIHBR340-E4S-170-2	For External skin A340 in 4 Sectors; overall length 170 cm
GMIHBR340-I4S-170-2	For Internal skin A340 in 4 Sectors; overall length 170 cm

**AIRBUS models in 3 Concentric Zones as sketched below**



FOR A320 FAMILY NARROW BODY	
Reference for order	Description
GMIHBR320-E3C-170-2	For External skin A320 in 3 Concentric Zones; overall length 170 cm
GMIHBR320-I3C-170-2	For Internal skin A320 In 3 Concentric Zones; overall length 170 cm

FOR A340 FAMILY WIDE BODY	
Reference for order	Description
GMIHBR340-E3C-170-2	For External skin A340 in 3 Concentric Zones; overall length 170 cm
GMIHBR340-I3C-170-2	For Internal skin A340 In 3 Concentric Zones; overall length 170 cm

It remains responsibility of the user to verify that this product meet the requirement of the process applied.



# TECHNICAL DATA SHEET

## GMIHBR320, GMIHBR340 & GMIHBR380

### Customized heating blankets

TIP COVERAGE FOR AIRBUS A320, A340 OR A380	
Reference for order	Description
GMIHBR320-I1Z-650-2	For Airbus A320 - Internal skin developed length of 65 cm
GMIHBR320-I1Z-650-2	For Airbus A320 - External skin developed length of 65 cm
GMIHBR340-I1Z-650-2	For Airbus A340 - Internal skin developed length of 65 cm
GMIHBR340-E1Z-650-2	For Airbus A340- External skin developed length of 65 cm
GMIHBR380-I1Z-800-2	For Airbus A380- internal skin developed length of 80 cm
GMIHBR380-E1Z-800-2	For Airbus A380- External skin developed length of 80 cm



Picture: Tip coverage for Airbus A320, A340 or A380

RADOME BLANKETS FOR BOEING	
Reference for order	Description
GMIHBR747-I3C-125-2	For Boeing 747 <ul style="list-style-type: none"> <li>▪ Internal Skin</li> <li>▪ Developed length 1250 mm</li> <li>▪ in 3 electrical concentric zones 220 Volts</li> </ul>
GMIHBR747-E3C-125-2	For Boeing 747 <ul style="list-style-type: none"> <li>▪ External Skin</li> <li>▪ Developed length:1250 mm</li> <li>▪ in 3 electrical concentric zones 220 Volts</li> </ul>



# TECHNICAL DATA SHEET

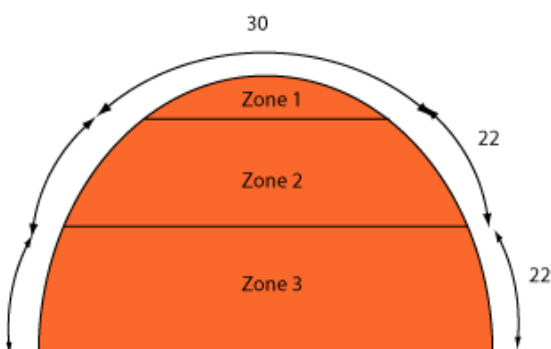
## GMIHBR737, GMIHBCF & GMIHBAI

### Customized heating blankets

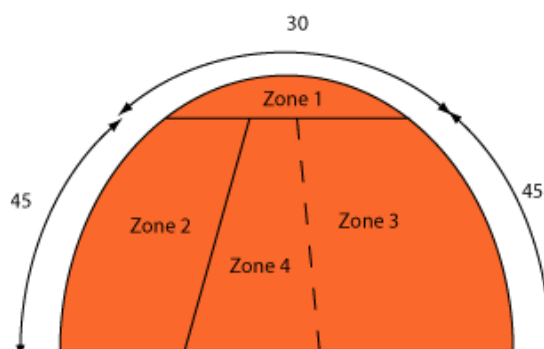
GMIHBR737-I-4S-110-2	For Boeing 737 <ul style="list-style-type: none"> <li>Internal Skin</li> <li>Developed length 1100 mm</li> <li>in 4 electrical sectors 220 Volts</li> </ul>
GMIHBR737-E-4S-110-2	For Boeing 737 <ul style="list-style-type: none"> <li>External Skin</li> <li>Developed length 1100 mm</li> <li>in 4 electrical sectors 220 Volts</li> </ul>
GMIHBR777-E-4S-90-2	For Boeing 777 <ul style="list-style-type: none"> <li>Internal Skin</li> <li>Developed length 900 mm</li> <li>in 4 electrical sectors 220 Volts</li> </ul>

#### ► RADOME BLANKETS FOR ATR 42 OR ATR 72

The radome blankets for ATR are proposed in 3 concentric zones or 4 sectors. See dimensions below in cm. Each design is offered for installation on internal skin or external skin.



Model in Concentric zones



Model in sectors

MODELS IN CONCENTRIC ZONES FOR ATR	
Reference for order	Description
GMIHBR72-I3C-120-2	For ATR 42/72 <ul style="list-style-type: none"> <li>Internal Skin</li> <li>Developed length 1200 mm</li> <li>in 3 electrical concentric zones 220 Volts</li> </ul>
GMIHBR72-E3C-120-2	For ATR 42/72 <ul style="list-style-type: none"> <li>External Skin</li> <li>Developed length 1200 mm</li> <li>in 3 electrical concentric zones 220 Volts</li> </ul>



# TECHNICAL DATA SHEET

## GMIHBR, GMIHBCF & GMIHBAI

### Customized heating blankets

MODELS IN SECTORS FOR ATR	
Reference for order	Description
GMIHBR72-I4S-120-2	For ATR 42/72 <ul style="list-style-type: none"> <li>Internal Skin</li> <li>Developed length 1200 mm</li> <li>in 4 electrical sectors 220 Volts</li> </ul>
GMIHBR72-E4S-120-2	For ATR 42/72 <ul style="list-style-type: none"> <li>External Skin</li> <li>Developed length 1200 mm</li> <li>in 4 electrical sectors 220 Volts</li> </ul>

BLANKET FOR RADOMES FOR BOMBARDIER CRJ	
Reference for order	Description
GMIHBRCRJ-E2C-046-X X = 1 for 120 Volts X= 2 for 220 volts	<ul style="list-style-type: none"> <li>for external skin</li> <li>Developed length 460 mm</li> <li>in 2 electric zones; concentric</li> </ul>
GMIHBRCRJ-I2C-046-X X = 1 for 120 Volts X= 2 for 220 volts	<ul style="list-style-type: none"> <li>for internal skin</li> <li>Developed length 460 mm</li> <li>in 2 electric zones; concentric</li> </ul>



BLANKETS FOR SILICONE ABRADABLE LINER BONDING ON CFM56		
Reference for order	Description	
GMIHBCFM56-A-2Z-X	Set for CFM56-5A	Airbus A320 family
GMIHBCFM56-B-2Z-X	Set for CFM56-5B	Airbus A320 family
GMIHBCFM56-C-2Z-X	Set for CFM56-5C	Airbus A340
GMIHBCFM56-3-2Z-X	Set for CFM56-3	Boeing 737

The blanket is in two electrical zones to be controlled by the ANITA Console.

Two blankets identical are necessary to cover the complete circular ring of this engine.

Note: X=1 for 120 V; 2 for 230 V





# TECHNICAL DATA SHEET

## GMIHBRC, GMIHBCF & GMIHBAL

### Customized heating blankets

BLANKETS FOR AIR INLET OF V2500	
Reference for order	Description
GMIHBAL-V25-415	A Set of 3 blankets

We can supply the set of blankets to replace wiremesh areas of the V2500 Air Inlet. Our set covers the complete ring in 3 blankets.

The system is designed: one covers the upper segment; two to cover respectively the lower left and lower right sides. Each blanket is manufactured in 2 zones parallel in the length.

Approximate dimensions:

- Blanket upper: 1530 x 760 x 760 mm
- Blanket lower left: 1730 x 630 x 760 mm
- Blanket lower right: 1850 x 760 x 630 mm



The blankets are designed to connect to our 6 zone Bonder and power system under 3 phases 415 VAC in.

#### ► NOTE

Please contact us for more details and to order heat blankets according to your technical specifications.