



TECHNICAL DATA SHEET

SK1VT Preforming Vacuum Table

► DESCRIPTION

The table is designed with a heated platen.

The Aluminum Alloy platen is to be 1750X900 size with a triangular section silicone seal positioned around the edge, to provide vacuum tight sealing between the surface the Mosite membrane lid of the table.

The working area of the table inside of triangular seals is 1500x650mm.

The platen is mounted on a table with high of the table approx 850 mm from the floor (to be defined) and with possible addition of wheels if table needs to be moved.

Under the platen heat insulation is provided by epoxy/fiber glass plaques.
The platen can be heated by oil circulation or by electric elements detailed below.
Max temperature heating 200 °C

► HEATING BY ELECTRIC ELEMENTS

For this size of table, we suggest 2 elements for heating electrically: the platen and 1 probe per zone in the platen for heating regulation. The heaters can be silicon banquetts with adhesives.

Each zone can be controlled by a PID regulator (EUROTHERM or OMRON brand).
Possible control of heating ramps rate. No cooling of the table is required in this case.

Estimated accuracy is +/- 5 °C for this electric control on platen surface.

► OIL HEATING (OPTIONAL)

In this case the platen is made in two pieces with oil ways machined into the surface of the bottom half which is sealed on assembly and provide with 30mm inlet and outlet connections for the heating oil. Connection to platen is with flexible pipes.

The oil heating and cooling is by an external Oil Heater Unit positioned near the platen (see photos at the end of this quotation).


The heater is controlled for heating (with programmable ramps) and with facility for cooling if required. For Cooling the Unit is connected to water supply (in and out). Cooling flow is approx. 30 L/min.

Power of Oil Heater Unit will be approx. 16 -18 Kilowatts, with connection for water cooling in the future.



TECHNICAL DATA SHEET

SK1VT Preforming Vacuum Table



► TABLE MOSITE MEMBRANE AND INSULATED COVER

A hinged frame with a Mosite Membrane and insulation cover will be positioned over the platen with manual clamping which start the process cycle. The Mosite membrane is attached to the frame with screwed on metal strips for ease of replacement.



TECHNICAL DATA SHEET

SK1VT Preforming Vacuum Table


► CYCLE CONTROL

Heating regulation is by two regulators (in case of electric heating) or 1 regulator (oil heating) using a Controller to provide maximum functions and programs:


- selection in the heating programmer of heating cycle 1 to 4
- definition of cycle duration by the program (heating of the platen automatic start of the vacuum when certain temperature reached)
- vacuum is applied manually (can be automated on request)

► VACUUM

A 25-cubic meter/hour pump is furnished with the unit. This pump is 1 mbar vacuum maximum level. Vacuum is applied manually (on / off start on the table)



Connection vacuum
line from the



► **NOTE**

Please contact us for more detailed information as well as for system development according to your technical specification.

Standard warranty period: 12 months.