

Adaptors for vacuum valves and quick connectors for autoclave and oven applications. This kind of adaptors are used for changing of the carving type and size.

This product is used in various manufacturing processes of parts made of composite.

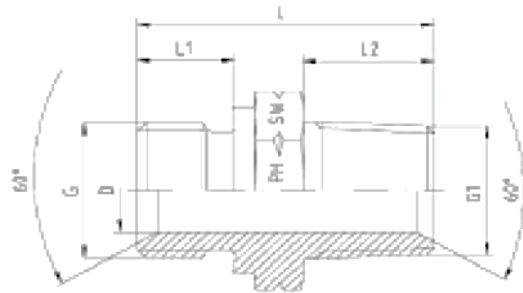
TECHNICAL DATA	VALUE
Material type	Stainless steel
End fittings	Male/Male and Male/Female
Maximum use temperature	270°C

#### SIZE

##### BSP - Parallel – NPT

BSP – Male with 60°-Cone and sealing shoulder form B.

NPT – Male with 60°-Cone



PRESSURE	THREAD		APPROX. DIMENSIONS				
	PN	G=BSP	G1=NPT	L	L1	L2	D
<b>SERIES A</b>							
400	1/8"-28	1/8"-27	24,5	8	10,0	4,0	14
400	1/4"-19	1/4"-18	32,5	10	15,0	6,0	19
400	3/8"-19	3/8"-18	38,0	12	15,3	9,0	22
400	1/2"-14	1/2"-14	43,0	14	20,0	12,5	27
400	3/4"-14	3/4"-14	47,0	16	20,0	17,5	32
400	1"-11	1"-11,5	54,5	18	25,0	22,5	41
200	1 1/4"-11	1 1/4"-11,5	66,0	20	25,5	30,0	50
200	1 1/2"-11	1 1/2"-11,5	64,0	22	26,0	37,0	55
100	2"-11	2"-11,5	66,0	25	26,0	45,0	70

### SERIES B

400	1/8"-28	1/4"-18	30,0	8	15,0	4,0	14
400	1/4"-19	1/8"-27	27,5	10	10,0	4,0	19
400	1/4"-19	3/8"-18	33,0	10	15,3	6,0	19
400	1/4"-19	1/2"-14	40,0	10	20,0	6,0	22
400	3/8"-19	1/4"-18	35,5	12	15,0	7,0	22
400	3/8"-19	1/2"-14	42,0	12	20,0	9,0	22
400	3/8"-19	3/4"-14	42,0	12	20,0	9,0	27
400	1/2"-14	1/4"-18	40,0	14	15,0	7,0	27
400	1/2"-14	3/8"-18	40,0	14	15,3	9,0	27
400	1/2"-14	3/4"-14	45,0	14	20,0	12,0	27
400	3/4"-14	1/2"-14	45,0	16	20,0	12,5	32
400	3/4"-14	1"-11,5	52,0	16	25,0	17,5	36

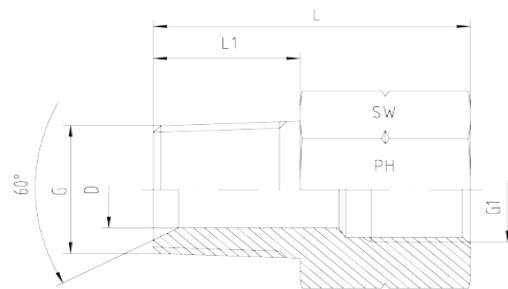

Technical values are provided to the best of our knowledge and are based on data considered reliable. Users are responsible for verifying suitability and assume all associated risks.

400	1"-11	3/8"-18	45,0	18	15,3	9,0	41
400	1"-11	1/2"-14	50,0	18	20,0	12,5	41
400	1"-11	3/4"-14	50,0	18	20,0	15,0	41

**NPT - Male - NPT - Female - Form B**

NPT – Male with 60°-Cone

NPT - Female



PRESSURE	THREAD		APPROX. DIMENSIONS				FORM
	G=NPT	G1=NPT	L	L1	D	SW	
630	1/8"-27	1/8"-27	25,0	10,0	4,0	14	B
630	1/8"-27	1/4"-18	31,0	10,0	4,0	19	B
630	1/4"-18	1/8"-27	30,0	15,0	6,0	14	B
630	1/4"-18	1/4"-18	36,0	15,0	6,0	19	B
630	1/4"-18	3/8"-18	37,0	15,0	6,0	24	B
630	1/4"-18	1/2"-14	42,0	15,0	6,0	27	B
630	3/8"-18	1/4"-18	36,0	15,0	9,0	19	B
630	3/8"-18	3/8"-18	37,0	15,0	9,0	24	B
630	3/8"-18	1/2"-14	41,0	15,0	9,0	27	B
630	1/2"-14	3/8"-18	39,5	20,0	12,0	24	B
630	1/2"-14	1/2"-14	46,0	20,0	12,0	27	B

Technical values are provided to the best of our knowledge and are based on data considered reliable. Users are responsible for verifying suitability and assume all associated risks.

## Adaptors for vacuum valves and quick connectors

630	1/2"-14	3/4"-14	48,0	20,0	12,0	36	B
630	3/4"-14	1/2"-14	42,0	20,0	15,0	27	B
630	3/4"-14	3/4"-14	48,0	20,0	18,0	36	B
400	3/4"-14	1"-11,5	50,0	20,0	18,0	36	B
400	1"-11,5	3/4"-14	34,0	25,0	22,6	36	B
400	1"-11,5	1"-11,5	57,0	25,0	21,0	41	B
400	1"-11,5	1 1/4"-11,5	57,0	25,0	21,0	50	B
400	1 1/4"-11,5	1"-11,5	54,0	25,5	28,5	46	B
400	1 1/4"-11,5	1 1/4"-11,5	55,0	25,5	30,0	50	B
400	1 1/4"-11,5	1 1/2"-11,5	62,5	25,5	30,0	55	B
400	1 1/2"-11,5	1 1/4"-11,5	55,0	26,0	36,0	50	B
400	1 1/2"-11,5	1 1/2"-11,5	63,0	26,0	36,0	55	B
315	1 1/2"-11,5	2"-11,5	64,0	26,0	36,0	70	B

### STORAGE

It is recommended to store at temperatures between -20°C and +30°C in original packing.

Shelf life: not limited

### NOTES

All end fittings are 100% vacuum tested after assembly. Recommended maintenance interval 1000 hours based on operating when using with our connections.